

Virginia Federation of Garden Clubs
**OLD DOMINION
GARDENER**



"Farm Fresh" near Nathalie, VA
Photo by Teresa Guthrie, Red Hill Garden Club (SC)

*www.viriniagardenclubs.org
Fall 2021 • Volume 53 • No. 2*

Table of Contents

President's Message..... 3
 Autumn Gallery.....4 and 45
 VFGC POLLINATION.....10
 NGC Awards..... 12
 VFGC Calendar..... 29
 In Memoriam..... 33
 District and Club CROSS-
 POLLINATION..... 36

Unless noted, images are sourced from FreeImages or Bing.com "Free to use and share commercially" at the time of printing. Unknown Authors and licensed under CC BY-NC.



To keep you up to date on VFGC News, the e-newsletter ROOTED will be distributed to VFGC Committee Chairs and Presidents via email and can be viewed on the VFGC site.

www.viriniagardenclubs.org

ROOTED is managed by Val Story. If you or your club have news you wish to have posted, contact Val at

valstory@aol.com or by phone: 540-272-0975.

NGC President
 Mary Washauer
 "Plant America,
 Play Outdoors"
 57 Buena Vista Avenue
 Rumson, NJ 07760
 732-513-2671
MWashauer@gardenclub.com

SAR Director
 Marty Bowers
 "Reconnect, Plant,
 Grow, and Bloom"
 2854 Hickory Cove Lane
 Moneta, VA 24121-6029
 540-297-0965
 c: 540-309-1676
martbw@gmail.com

VFGC President
 Mary Owen
 "Dig into Action"
 P.O. Box 206
 Fort Union, VA 23055
 434-390-3479

National Garden Clubs, Inc.
 4401 Magnolia Ave.
 St. Louis, MO 62110-3492
 Member Services 800-550-007
headquarters@gardenclub.org

VFGC, Inc.
 Lewis Ginter Botanical Garden
 1800 Lakeside Ave.
 Richmond, VA 23228-4700
 804-262-9887
www.viriniagardenclubs.org
 Username: GardenClub
 Password: DigIn2Action



Hello VFGC Garden Club members,
It's still awfully warm and our gardens are beginning to show those beautiful **fall colors**. However, I just know that many of those colors are the result of your VFGC club's "***Dig Into Action***" plantings and projects.

Fall may be rearing its head, but **VFGC** plans are growing, and I thank each of you for the many projects and plans that have been instigated so far this year. You all know we set two big goals to "***Dig Into Action***" and to increase visibility with **VFGC Pride**, and you have been doing just that.... (isn't it great to be back!)

VFGC is beginning to **fall** back into place! We will be visible this fall with displays and workshops at the State Fair of Virginia. We are holding a Flower Show and our Fall Board meeting. And we are underway with Course I of Flower Show School and have Landscape Design School in place for October. And many of you are representing us at Fine Arts and Flowers at the Virginia Museum of Fine Arts. Also, our **VFGC Pride** Decals... there's one club going for 100% participation. (Remember the \$100 award for greatest participation on display). One more thing..... we have just secured a new headquarters office at Lewis Ginter Botanical Garden.

VFGC is active and proud because we are meeting, doing, and planning "good things" throughout the state.

Mary Owen

CELEBRATING AUTUMN


I would rather sit on a pumpkin, and have it all to myself, than be crowded on a velvet cushion. – Walden, *Henri David Thoreau*



By Karen DeBord – Moneta GC (BR)– aerial photo
Bedford Landings B&B, Smith Mountain Lake



By Martie Parch – Salisbury GC (P)
"Welcome Home" Manakin Sabot



By Gail Harwood – Sleepy Hollow GC
(P) *Cornus*, Silky Dogwood
Blandy Experimental Farm
Clarke County

Gardening for the Pleasure of Consuming!

Judy Hodges, VFGC Edible Gardening Chair

There are many edibles we can grow with a minimum of effort. If you plant a cherry, peach or apple tree, fruit will grow in a couple of years, and the only thing you need to do is check for pests and hope the rain will be sufficient. I consider edible gardening a form of “gardening outside the row” and a source of personal inspiration and physical nourishment. Each time I harvest fruit, vegetables, or herbs, I feel I am doing my part to further a practice that has enriched and fed so many people through the ages.

Here’s one of my favorite recipes using fresh-picked carrots from my garden. Enjoy!

CARROT PICKLES

{This recipe can be used for a simple snack or dressed up and used as an Hors d’ oeuvre}

10 medium sized fresh (preferably home grown) carrots
½ cup white vinegar
½ cup balsamic vinegar
1 cup water
1 tablespoon pickling salt
2 tablespoons white sugar
1 small, sweet onion quartered
2 sprigs fresh dill
3 thin slices fresh ginger

Instructions

Clean carrots or peel if you prefer. Slice them in equal lengths, (sticks as you would for crudité) and place the sticks in a bowl.

In a saucepan bring all ingredients (except carrots) to a boil and simmer for about 2-1/2 minutes. Pour hot mixture over the carrots.

Cool, cover tightly and keep in the fridge. They should keep approximately 3 weeks in the fridge.

To use as an hors d’ oeuvre: Use Prosciutto slices to wrap around the carrots and serve two in an individual plastic cup. If you like, cover the bottom of the cup with ranch dressing for easy dipping.

Improving Roadways: “Operation Wildflower”

*Lynne Still, Piedmont District Chair, Wildflower Program
and Roadside Beautification*

“Operation Wildflower” was initiated in 1976 when the Virginia Department of Transportation (VDOT) and the Virginia Federation of Garden Clubs, Inc. (VFGC) developed a wildflower program based on the national initiative founded by Lady Bird Johnson during her husband’s presidency.

Today, there are more than 500 acres of assorted species of wildflowers planted along our state highways.



*Virginia’s “Wildflowers” License Plate
Helps Fund “Operation Wildflower”*

The Virginia Wildflower license plate is a revenue-sharing plate: after the sale of the first 1,000 qualifying plates, \$15.00 of the \$25.00 fee is transferred to VDOT to support “Operation Wildflower”.

VDOT plants about 2,500 pounds of flower patches a year in the medians and shoulders of highways, and adjacent to Park and Ride lots.

Everyone benefits from the “Operation Wildflower” program:

- aesthetic and economic advantages of having attractive, well-maintained roadways
- colorful plantings help drivers fight “highway hypnosis” and prevent accidents
- wildflowers contribute to the environment by providing a source of nourishment for birds and beneficial insects

The newest initiative is the “Protect Pollinators” license plate launched July 1, 2016. Initially funded by the Wildflower plate, based on the current number of Protect Pollinator plates (5,105), the Pollinator Habitat Program can expect to receive approximately \$75,000 each year from the sale of this plate.



VDOT’s Pollinator Habitat Program began in 2014 through collaboration with the Loudoun Wildlife Conservancy. Four pilot plots of native vegetation, were planted in northern Virginia at park and ride lots in Centreville, Woodbridge and Sterling, and the Dale City Rest Area on Interstate 95 south. Since then, ten additional sites have been planted or seeded at rest areas across the state. The plan is to have plots on all major interstates entering the state.

This program provides much needed waystations for monarch butterflies and other dwindling pollinator species. Stretches along the state’s highways and at rest areas are being planted with milkweed for monarch butterflies, asters for bees, and goldenrod for birds, bees, and butterflies. The cost savings is significant with plans to reduce mowing frequency from three times to once a year.

Show your support by ordering either the Virginia Wildflower or “Protect Pollinators” license plate. Part of the proceeds will go to support these valuable environmental programs.

To order, go to: www.virginiadot.org

How Does Your Garden Grow... What's So Great about Native Plants?

Martie Parch
VFGC Horticulture Chair

Doug Tallamy, entomology/wildlife ecology professor and noted author, says that "to sustain plants, we need bees, and to sustain food webs, we need caterpillars." 96% of our bird population feed their babies caterpillars. Migrant birds need berries to take long trips. 80% of all flowering plants rely on insects to pollinate. Our global pollinating populations are diminishing.

So, what's a gardener to do?

Plant Natives!

Natives sustain those food webs. They require **low maintenance** and **less water**, have **no need for fertilizer or pesticides**, and they **provide food and habitats** for wildlife.

If your yard has *Viburnum dentatum* (arrowwood), *Hamamelis* (witch hazel), *Clethra* (summersweet), *Itea virginica* (Virginia sweetspire), or *Cephalanthus* (buttonbush), you've had visiting butterflies. It's a common misconception that the *Buddleia* (butterfly bush) is a host plant. Butterflies only visit butterfly bushes to eat and not to reproduce.

Non-natives, such as autumn olive, tree of heaven, nandina, invade their environment and spread, taking nutrients from natives. The Virginia Invasive Plants Species List can be found at www.dcr.virginia.gov.

We are fortunate to have many native host plants in Virginia. The White Oak is probably the most productive as it hosts over 500 species of butterflies. Other host trees are Serviceberry, Eastern Redbud, Black Walnut, Tulip Poplar, and Loblolly Pine. Shrubs that host pollinators are, *Physocarpus* (Ninebark), Winterberry, Carolina Spicebush, New Jersey Tea, *Callicarpa* (Beauty Berry), and *Kalmia* (Mountain laurel).



Callicarpa, American Beautyberry, fruiting in fall, G Goodrich Harwood

There is an abundance of colorful native perennials: *Aquilegia* (Eastern Red Columbine), *Tiarella* (Foamflower), *Coreopsis* (Tickseed), *Eutrochium* (Joe Pye weed), *Conoclinium* (Mistflower), *Chelone* (Turtlehead), *Asclepias* (Milkweed), *Polygonatum* (Solomon's Seal), *Lonicera sempervirens* (Coral Honeysuckle), *Gelsemium* (Carolina Jessamine), *Eragrostis* (Purple Love Grass), *Polystichum* (Christmas Fern), and so many others!

Does your yard provide wildlife with water, food, shelter, and space to reproduce? If so, you've created a "natural habitat" and can certify it at nwf.org/garden-for-wildlife. Enter your zip code at nwf.org/nativeplantfinder to find a complete list of natives in your area.

And Plant Natives!

VFGC POLLINATION

Participate in VFGC Projects!

Kathy Ward, VFGC 2nd Vice President

VFGC PRIDE DECALS

Ours is a wonderful organization, beautifying our communities and making the world a better place. Let's increase visibility and show our pride! Proceeds will be used for a Blue Star Memorial marker at Lewis Ginter Botanical Garden. Decals are good quality, circular, 2.5" in diameter.



Cost: \$3 each or two for \$5. Order from Barbara Hollister budhollister@gmail.com or Mary Owen rxowen@aol.com

Bonus! A \$100 award will be given to the club with the greatest participation.



VFGC Plastic Film Recycling Project

Each club that wishes to participate must go to www.trex.com and register. More information on the program can be found at the bottom of the Trex® homepage: under Our Company, click on Recycling.

The program we are participating in is the Community and University Challenge Programs. For questions or more information, contact Carolyn Nichols (CLNichols@centurylink.net) or Mary Owen (rxowen@aol.com).

What can be recycled?

All plastic must be clean, dry and free of food residue.



Grocery bags



Bread bags



Bubble wrap



Dry cleaning bags



Newspaper sleeves



Ice bags



Plastic shipping envelopes



Ziploc & other reclosable food storage bags



Cereal bags



Case overwrap



Salt bags



Pallet wrap & stretch film



Wood pellet bags



Produce bags

Natural Disasters: A Call for Urgent Action

Jane Earle, Natural Disasters/World Gardening Chair



This summer, extreme heat broke records everywhere. From the Northwest US to Western Canada, to the UK, and even Death Valley in the US, longstanding records fell. At the same time, floods raged in Europe, and wildfires ravaged the US, Canada, and Australia. More hurricanes produce higher winds and flooding from rain and storm surge. This is exactly what we can expect if precautions are not taken to improve our practices and infrastructures. In the recovery process, reconstruction and restoration will need careful planning, funding and vigorous updates, as scientists and engineers meet these intensified challenges.

What can we do as individual citizens and garden club members?

While governments the world over debate and plan action, each of us can make a difference by doing simple things like recycling. Mary Owen, VFGC President, has challenged us all to take our recycling efforts to the community level by becoming part of the VFGC's Plastic Film Recycling project with Trex®. See the item about that program on p 10.

We can also support recovery from natural disasters through NGC's Penny Pines program. See Joy Poole's article on p 14.

Each one of us can truly make a difference.

NGC Awards Honor VFGC Clubs and Districts

Heidi Sage, VFGC Awards Chair



Congratulations to the Virginia garden clubs and districts who distinguished themselves by reaching the level of National Garden Clubs for judging. The NGC does not offer Blue-Red-Yellow awards, rather they award certificates:

- ❖ First Place Certificate or Certificate of Merit for Overall Award Winners, regardless of club size
- ❖ Certificate of Commendation by category size/type for Runners-Up, meaning best in their size group

Community Beautification Projects

Community Gardens (small club)

Commendation: New Castle Garden Club (BR)

Environmental Concerns and Conservation

The Hazel Johnson Award – Conservation Education

Overall Winner: Lake of the Woods Garden Club (S)

Historic, Memorial or Church Gardens

Decoration of Historic Buildings (small club)

Commendation: Staunton River Garden Club (SC)

Membership and Promotion

Membership Activities (large club)

Commendation: Salisbury Garden Club (P)

National Garden Week (large club)

Commendation: Salisbury Garden Club (P)

Publications

Newsletter or Magazine 3-12 pages

Tommy Donnan Certificate of Merit: (tie)

Westchester Garden Club (BR) *Windows on Westchester*

The Madison Garden Club (S) *MGC Garden Scoop*

Newsletter or Magazine 13-24 pages

Tommy Donnan Certificate of Merit

Piedmont District: Footprints

Newsletter or Magazine over 24 pages

Tommy Donnan Certificate of Merit

Shenandoah District: Shenandoah Sharings

Membership Brochure (small club)

Tommy Donnan Certificate of Merit

Sleepy Hollow Garden Club (P)

Yearbooks South Atlantic Region

Certificates of Merit

(Under 21) **Green Meadow Point Garden Club (T)**

(20-29) **Glen Burnie Garden Club (S)**

(100-299) **Salisbury Garden Club (P)**

Flower Show Achievement Awards

District/Region Standard Flower Show (16 + clubs)

Award of Merit

Tidewater District VFGC – ‘Planting a Party’

Programs

PowerPoint based program – South Atlantic Region

First Place Award: Sleepy Hollow Garden Club (P)

“Everything about Daffodils” and the ‘Plant America’ Cultivar

2021 NGC Scholarship Recipients – Virginia

Nancy L. Hargroves Scholarship - Jacquelyn L. Vari

This was a banner year for NGC Awards honoring VFGC clubs and districts. We can all be proud of these accomplishments. All clubs and districts are encouraged to begin working now on **2021 submissions, due December 1** to your respective District Awards Chairs. To learn about award categories, sample applications, forms, and the submission process, visit the website AWARDS tab:

<https://www.viriniagardenclubs.org>

Journey to the NGC Top Conservation Award

Joy Poole

Lake of the Woods GC (S) and VFGC Penny Pines Chair

Lake of the Woods Garden Club has been instrumental in promoting NGC's Penny Pines program throughout our state. A \$68 donation (called a "plantation") partially funds the planting of seedlings to restore areas devastated by natural disasters. This program was established in 1955 by NGC and the USDA.

In 2014, Marie Barrett joined Lake of the Woods Garden Club from the Manassas Garden Club and questioned why we were not donating to Penny Pines. That was the beginning of our journey. Our objective was to support NGC's Penny Pines and to educate garden club members in our district and throughout the state about this valuable conservation program.

The pivotal opportunity came in 2016 when our club created centerpieces for the Shenandoah District meeting. Club members painted mason jars with a pine tree motif and provided small posters and information sheets for members to take home with their jars. From that beginning, efforts to promote Penny Pines expanded to the state level. Lake of the Woods club members have continued to paint and distribute mason jars for free at district and state meetings. Our educational efforts have reached 164 VFGC clubs.



Virginia garden clubs' Penny Pines contributions have helped restore 408 sites in the last six years.

To learn more, view the PowerPoint information and access donation forms on the VFGC website under the Forms tab. Donations may be made in honor or memory of someone, and a beautiful certificate is provided by NGC.

Congratulations to VFGC 2020-2021 Honorees

Submitted by Patsy Cameron

VFGC Life Membership Recipients

7462	Sandra Gillette.....	Berkeley GC (T)
7463	Sarah Buckley.....	Stonehenge GC (P)
7464	Cathy Nichols.....	Westchester GC (BR)
7465	Linda Magnuson.....	Green Hills GC (S)
7466	Marjorie Loomis.....	GC of Bedford (BR)
7467	Forrest Hughes.....	Canterbury GC (P)
7468	Cathy Oakes.....	Ragged Robi GC(SC)
7469	Gay Austin.....	NGC President (VFGC)
7470	Susan Langford.....	Blue Ridge GC (BR)
7471	Valerie Vaughan.....	Glasgow GC (S)
7472	Darlene Charlton.....	New Castle GC (BR)
7473	Kay Ruhf.....	Green Spring GC (T)
7474	Susan Landmann.....	Woodland Pond GC (P)
7475	Pam Lamborne.....	Glen Burnie GC (S)
7476	LouAnn W. Dumminger.....	Ruth AdamsGC (SC)
7477	Linda Davis.....	Sugar Loaf GC (BR)
7478	Gerri Walters.....	Sugar Loaf GC (BR)
7479	Karen Winstedt.....	Nelson County GC (S)
7480	Roberta Malone.....	May Farm GC (T)
7481	Betty Bell.....	Manassas GC (P)
7482	Alison Dixon.....	Manassas GC (P)
7483	Vickie Botkin.....	Midlothian GC (P)
7484	Barbara Zimmer.....	BerkeleyGC (T)
7485	Necia Evans.....	Southside GC (BR)
7486	Barbara Speece.....	South Boston GC (SC)
7487	Susan Atkins.....	Thoroughgood GC (T)
7488	Kerri J. Shelly-Butler.....	SalisburyGC (P)
7489	Tracy Anderson.....	Hawthorne GC (P)
7490	Janet Roe.....	Midlothian GC (P)
7491	Rena Snow.....	Monticello GC (S)
7492	Nancy Anderson.....	Sleepy Hollow GC (P)
7493	Ruby Schumaker.....	Fluvanna GC (P)
7494	Nel Stoffberg.....	Fluvanna GC (P)
7495	Charlotte Benjamin.....	Rock Spring GC (P)
7496	Sharon Stieber.....	Chesapeake Bay GC (P)
7498	Valerie Pitts.....	Twin Rivers GC (SC)

VFGC Book of Honor Recipients

118	Glenda Knowles.....	Berkeley GC (T)
120	Patty Smith.....	Westchester GC (BR)
121	George Ann Birkhofer.....	Madison GC ((S)
122	Nancy Templeman.....	May Farm GC (T)
123	Marjorie Flaig.....	Salisbury GC (P)

Community and Garden Club Partnership Supports Historic Restoration

Judith Harrison Smith

*VFGC Chair, Historic Garden Restoration and Memorial Gardens
Barbara Speece, South Boston Garden Club (SC)*

South Boston Garden Club's Historic Preservation Project for 2020-21 concentrated on landscaping the grounds surrounding the historic tower of **Halifax Damask Mills**, located in Cotton Mill Park, South Boston, Virginia.



Today only the tower remains, representing the once major source of livelihood for generations of families in the South Boston area. The tower, which served as the main entrance to the mill, is modeled after medieval fortifications with brick crenellations at the top.

The South Boston Garden Club, with support and assistance from the Virginia Cooperative Extension Office, The Town of South Boston, and the Halifax County Historical Society, designed and implemented the project. Identical plants were used on each side of the tower entrance. Elsewhere on the park grounds, SBGC landscaped around a landscape sculpture comprised of equipment from the historic tower's elevator shaft.

The SBGC received an award from VFGC's "Grants to Beautify and Restore" which helped fund this popular community project. A local electrical company pledged funds to light the historic tower. The project was a catalyst for continued improvements in the historic area of the Town of South Boston.

South Boston Garden Club members were inspired by community enthusiasm for their award-winning landscaping project at the historic Halifax Damask Mills. "People are raising their hands and saying, 'I can do this,'" reports Barbara Speece, South Boston Garden Club's forward-thinking past president.

"We are always looking around for ways to beautify our town," Barbara shares. The Mill project is just one example of the club's perpetual striving to clean up and landscape public use areas of South Boston, especially sites of historical importance. An earlier project landscaped the shore of the Dan River where an obelisk monument marks the crossing of American troops led by General Nathaniel Greene to escape British General Cornwallis in 1781.

Good relationships forged with town leaders, civic groups, local businesses, and others who catch the restoration spirit have led to the investment of energy, time, and significant resources from the community. The club has also found that early publicity creates a domino effect of enthusiasm and support. Barbara adds, "This community interest inspires your own club."

VFGC President Mary Owen encourages all clubs to consider restoration landscaping projects and to apply for a VFGC Grant to Beautify and Restore. Up to \$1,000 is available for a worthy project. The deadline is September 15 each year, and details are available on the VFGC website. Clubs may also apply for a "Plant America Grant" from NGC, also worth up to \$1,000. The deadline is October 15, and details are available on the NGC website. South Atlantic Region offers a \$25 Historic Preservation Award for continued or completed work on an outstanding project. If your club would like to explore restoration ideas, please contact Judith Smith, VFGC Chair for Historic Garden Restoration, at JudithMHSmith@gmail.com. Judy Ann Fray is the VFGC Chair for "Grants to Beautify and Restore". Judy can be reached at ja.fray@verizon.net.

Saving the Planet – One Step at a Time

Frances Thrash

Frances Thrash completed her NGC Environmental Consultant credential online this year – we believe the first VFGC member to do so. We asked Frances to tell us about her motivation, the course, and what she plans to do next.



Pursuing the Environmental Consultant qualification opened my eyes more fully to the effects that we as humans have on our earth. Most Americans waste water and power and think nothing of polluting our air. I hope that I can spread the word about how to stop some of this waste. It is a tall order, but through garden clubs and other community organizations, it is possible to make a big difference in our world.

Practical actions I personally plan to do and encourage others to do so as well:

- ✓ cut back on the amount of grass that must be cut at my house, (and the amount of gas used for the lawnmower) by mulching our entire backyard
- ✓ wash dishes only with my dishwasher; do not handwash anything unless it absolutely must be handwashed
- ✓ refuse plastic bags at stores and not purchase items that are encased in hard plastic
- ✓ reduce the amounts of chemical fertilizers and pesticides used at my house
- ✓ educate everyone who is interested about climate change and what is causing it

- ✓ have a more diverse garden at my house with 70% native plants (which are easier to maintain and do not require so much fertilizer, careful attention, or pesticides)
- ✓ not purchase “things” just to have more, rather to only purchase what is truly necessary and vital to my family’s sustainability
- ✓ grow more foods for my family rather than purchasing
- ✓ help to protect sea creatures whether they are sea turtles, sharks, or fish

NGC Environmental School Courses

Course 1 Investigating Environmental Concepts

History of environmental education; sustainability of our earth; what effects we have on our community through recycling, reducing, and reusing; sustainable gardening practices; stopping vampire power; thinking of all our communities rather than just ourselves; preventing pest infections; how to network with other environmentalists; what is biodiversity and why it is important.

Course 2 Land

Land types; agriculture and its effect on our earth’s resources; achieving balanced care of our earth through our elimination of pollutants and toxins; the effects of disease; the value of animals to the land and our life; ways to effectively network with individuals, organizations, etc. to promote Earth Stewardship; History of environmental actions; sustainability with nature in mind.

Course 3 Air

Climate change and its effects on human and animal kind; greenhouse gases; fires and their effects on our atmosphere; carbon gardening and what effects it produces on our overall climate; Indoor pollution; and Habitat loss.

Course 4 Water

Wetlands, sea turtles, aquatic animals & plants, sharks, and coral conservation and estuaries. We studied the Clean Water Act of 1972.

To learn more, go to the NGC website “Schools” tab:
www.gardenclubs.org

Exploring Garden Design through the Virginia Landscape Design Consultants Council

Susan Gaskill, Virginia Landscape Design Consultants Council President

We are so fortunate to have access to NGC Landscape Design School courses presented by exceptional Virginia-based professionals who conduct classes on the history of garden design, principles of design, and planning maintenance for sustainability. These courses not only help us manage our own gardens better, but equip us to serve on community committees focused on garden or park design projects.

The NGC Landscape Design School is a two-year program of four courses, held in two-day sessions in the spring and fall. **After completing two courses, you are eligible to join the Virginia Landscape Design Consultants Council.** After completing all four courses, you are eligible to serve on the Board. Members are required to complete one additional educational course every five years to remain in good standing.

The Council meets twice a year, in the fall and in the spring, at which time we have an on-location meeting and a wonderful professional guided garden tour.

*Photo by Susan Gaskill:
the Council's private
garden tour at Virginia
House conducted by the
Director of Historical
Museums of Virginia*



Questions about the Council, contact Susan:

804-350-1444 email: itgalaxsea@aol.com

To learn about the NGC Landscape Design School curriculum, go to the NGC website "Schools" tab:

www.gardenclubs.org The October LDS session is

featured on pp 24-27 of this *ODG* issue.

Cultivating Garden Club Membership

Grace Morris, VFGC Membership Chair, 3rd Vice President

Is your club lacking enthusiasm? Do you desperately need new members? Are you tired of the “same old meetings?” Then it is time for a change!! Following are some suggestions based on what thriving clubs are doing. Consider and adopt one or two ideas that just might help – to energize members and to attract new members.

- ❖ **Stage an interesting program you’ve never had before** – doesn’t have to be a program on design or how to display horticulture. Maybe you could have someone from a florist shop who could speak about what they think when doing an arrangement for a special occasion and how they make it profitable. Someone from a cut flower farm might tell you how they grow, sell and ship flowers. A wedding planner might speak on “disasters they had in the past.” (Might be fun to hear.) How about getting someone from a local nursery who could tell you all about soil and how it makes beautiful plants? A program on “good bugs vs. bad bugs” and how to get rid of the bad ones could help all of us. Give your members a form to fill out with their suggestions – then follow through with those programs. Make your meetings interesting, and they will attend.



Art Chadwick of Chadwick's Orchids, Richmond, presents a program on orchid care to Sleepy Hollow GC.

- ❖ **Take an occasional field trip** somewhere that older members can enjoy, too. If they don't drive, be sure to offer them transportation. Fall and spring are great times to visit gardens, parks, nurseries, shops that sell garden items, etc.
- ❖ **Hold a workshop to make tiny flower arrangements** – then go as a group and deliver them to a local assisted living facility. This will help your members see how special they are and how much others appreciate what they have done.

- ❖ **Encourage your members to attend district meetings and flower shows.** It always helps to see what other clubs are doing. Symposiums and conventions are for everyone – they have wonderful speakers and workshops. Go as a group to attend the VMFA “Fine Arts and Flowers” event in October. Then have lunch at the Museum or attend one of the event programs together.
- ❖ **Go out to lunch at a favorite restaurant as a group** – just for fun – no program needed.
- ❖ **Hold a fundraising luncheon with an incredibly special program and sell tickets.** This will not only provide funds for your club but introduce people to garden clubs as well. You could always ask another club to share in hosting the event. This would help both clubs. Be sure to advertise your event and send invitations well in advance. Let them see how much fun you have!

*Violet Bank Garden Club
hosts
“Fall into Winter”*

**Brunch & Design Show
Featuring Sidney Allen
of Rochette’s Florist**

*Tuesday, Nov 12, 2019
Country Club of
Petersburg*

Ticket Donation \$35.00

- ❖ **Sponsor a tour of beautiful gardens in your area.** Have a flower show at one of the locations. People love seeing how their neighbors design their gardens, and they love attending flower shows. Advertise!!! Let everyone know that your club is the sponsor.
- ❖ **Stage a Botanical Arts Contest** (decorate hats with flowers, decorate a birdhouse, create a picture with fresh plant material, etc.) and give prizes to the winners. You might sponsor the contest and invite the public to participate. Sponsor something similar for children – they would love it and so would their parents and grandparents (prospective members!!).
- ❖ **Think of ways to include friends and new neighbors** in your meetings and events – and always make them feel welcome. If you hear that a group of people are thinking of starting a garden club, encourage them and offer to help. We need more clubs, too.

When Membership Continues to Dwindle... Is Merger the Answer?

Sometimes, dwindling membership happens in clubs whose members are aging and less active or whose members have relocated. Clubs in this situation sometimes think about disbanding the club – or “dissolution” as it’s called in the bylaws. But a better solution may be to consider merger.

In VFGC, we have had several successful mergers. One notable merger was profiled in the last issue of *ODG*: the merger of Country Gardener’s Guild GC and Lynnhaven Heritage GC.

Adele Lundquist, Tidewater District Editor, and member of the merged club, shares her perspective:

In our case, the senior dissolving club disbanded with only four active members, one of whom was planning to retire. For the three remaining members, it was important that any club they joined be willing to adopt their beautification project. As discussions between the two clubs progressed, the dissolving club members began to feel they were wanted by the newer club. I think that is key ... that each club feel the merger fulfills a critical need. Here, the dissolving club members were able to remain part of an active garden club while the newer club was able to increase its membership.

How to go about considering a club merger:

1. Locate a club interested in increasing its membership.
2. Locate a club with similar goals and objectives.
3. Begin discussions on how the two clubs would unite. For instance, would one of the clubs cease to exist and become absorbed by the other? would both clubs merge and choose a combined name? would both clubs merge and choose a completely new name?
4. Be respectful of each club’s heritage.
5. When agreement is reached, contact your District President and Treasurer to discuss how to accomplish the merger.

VFGC LANDSCAPE DESIGN SCHOOL
Course 3 Series 28 October 11-12, 2021
Four Points by Sheraton at the Richmond Airport

Monday, October 11, 2021			
Time	Activity	Chapter	Instructor
8:00am 8:20am	Registration Welcome		
8:30am- 9:30am	Landscape Design Accessories	12	Neal Beasley
9:40am- 10:40am	Herbaceous Materials for the Landscape	14	Laurie Fox
10:50am- 11:50am	Introduction to Urban Design	32	Trevor Buckley
11:50am- 1:10pm	LUNCH <i>Pre-ordered Box Lunches \$20</i>		
1:20pm- 2:20pm	Landscape Design for Maintenance	15	Laurie Fox
2:30pm- 3:30pm	Graphics Interpretation	29	Trevor Buckley
6:30pm	Group Dinner – place TBA – pay on your own		
Tuesday, October 12, 2021			
8:30am- 9:30am	Guidelines for Evaluating Landscape Design	30	Jack Douglas
9:40am- 10:40am	Development of Landscape Architecture from 1840 - 1940	25	Gordon Chappell
10:50am- 11:50am	Special Interest Topic – To be announced		Neal Beasley
11:50am- 1:00pm	LUNCH <i>Pre-ordered Box Lunches \$20</i>		
1:00pm- 2:00pm	Parks, Playgrounds and Conservation	18	Jack Douglas
2:10pm- 3:10pm	Design on the Land – Regional Expression	24	Gordon Chappell
3:15pm	Review – consultants not taking the exam may leave.		
3:30pm	Exam		

Landscape Design School Textbook References

Although NGC has approved a new curriculum for LDS, Courses 3 and 4 of Series 28 are to be completed using the textbook Stewards of the Land: A Survey of Landscape

Architecture and Design in America, published by NCG, Inc. Order through National Garden Clubs, Inc., www.gardenclub.org. Look for "Our Store" or phone: 800-550-6007 or 314-776-7574. Cost is \$40.00 plus shipping & handling.

Hotel Information

Four Points by Sheraton at the Richmond Airport
4700 Laburnum Ave. Henrico, Virginia 23231

To Reserve a Room in the LDS Block: call 804-226-4300

Ask for the LDS Block – **Rate: \$109.00**, plus taxes and gratuity. *Cut-off date for discount is September 13, 2021.*

Instructor Profiles - Landscape Design School

Gordon W. Chappell, FASLA

Gordon Chappell has taught the Landscape Design School for many years in several states. From Georgia, Gordon is a graduate of the University of Georgia, a former garden director at Colonial Williamsburg, and a Fellow in the American Society of Landscape Architecture. His private practice of landscape architecture in James City County focuses primarily on historic properties.

Jack Douglas, ASLA

Jack is the former President and Founder of Douglas Associates, a professional landscape design and architecture firm in Richmond, VA. He taught as an instructor for the University of Richmond, Georgetown University and the University of Virginia. His garden designs have been featured in *Southern Living* and *Southern Accents*. Jack received a bachelor's degree in Landscape Architecture from the University of Georgia and a master's degree in Landscape Architecture from Harvard University.

Trevor R. Buckley, Landscape Planner

Trevor is a landscape planner and designer with keen interest in bringing ecological design principles to bear on projects at all scales. His education and research have taken him across the American West, Europe, and Southeast Asia. After graduating from the College of William & Mary with a B.S. in Geology, he pursued farming and gardening for several seasons. This work led him to the Conway School's graduate program in sustainable landscape planning and design, where he earned a M.S. in Ecological Design. As a member of the landscape architecture studio at Timmons Group, based in Richmond, VA, Trevor works on a wide array of public and private sector projects in MD, VA, and NC.

Neal Beasley, ASLA, ISA Certified Arborist

Neal is a Landscape Architect and Certified Arborist with over 25 years of experience in the fields of Horticulture, Arboriculture, Irrigation, Landscape Construction and Public Gardening. Neal studied horticulture at N.C. State University and was formerly Manager of Horticulture at Lewis Ginter Botanical Garden. As an Arborist, he assesses trees during site analysis to best determine protection strategies or removal. Neal is also on the team of the Timmons Group in Richmond. Neal is the co-author of "Recycling Urban Stormwater: 1050K Street, NW Washington, DC" 2007.

Laurie Fox, Ph.D.

Laurie is a faculty member in the Horticulture department at Virginia Tech and is based at the Hampton Roads Agricultural Research & Extension Center in Virginia Beach, VA where she has extension and research responsibilities. She received her BS & MS degrees in Horticulture from North Carolina State University, with an emphasis on landscape design, ornamental plant production, and weed science, and her Ph.D. from Wageningen University, The Netherlands. Laurie is an author and the publisher of *Best Plants for Hampton Roads - A Landscape and Garden Companion*. For the past several years Laurie has served as the chairman of the Virginia Flower & Garden Expo held in Virginia Beach.

This course is available to all those having an interest in the beauty and care of our environment through landscaping

COURSE REGISTRATION
LANDSCAPE DESIGN SCHOOL
COURSE 3 SERIES 28 OCTOBER 11, 12, 2021
REGISTRATION DEADLINE: SEPTEMBER 20, 2021

Name _____

Address _____

City _____ State _____ Zip _____

Email _____ Phone/Fax _____

Club _____ District _____

Check if Refreshing _____ Master Gardener? ___ Yes ___ No

Is your garden club a member of VFGC? ___ Yes ___ No

PLEASE CHECK CORRECT BOX

[] EXAM STUDENT \$ 80.00

[] NON-EXAM STUDENT 80.00

[] SINGLE DAY STUDENT: Mon ___ Tues ___ 40.00

Box lunches \$20 per day **ck one day or both** below:

Mon: Croissant Club__ or Chicken Caesar Wrap__ 20.00

Tues: Croissant Club__ or Chicken Caesar Wrap__ 20.00

(lunches include chips, fruit, cookie and bottled water)

Order TOTAL \$ _____

Refunds can be given only for medical emergencies.

Make check payable: **VFGC Landscape Design School**

Mail to LDS Co-chairman and acting registrar:

Marty Bowers Phone-H:540-297-0965 or C:540-309-1676

2854 Hickory Cove Lane Moneta, VA 24121-6029

E-mail: martbw@gmail.com

LDS Co-chairman:

Glenda Knowles

Phone: 757 651-0401

6948 Chancery Lane

Williamsburg, VA 23188

E-Mail: ggknowles@cox.net

Fine Arts & Flowers – Oct 20-24, 2021

JoAnn McNabb, VFGC Liaison to FAF



Fine Arts & Flowers is a spectacular museum-wide exhibition of floral designs inspired by works in the VMFA collection. Presented by The Council of the Virginia Museum of Fine Arts, the exhibition will include floral designs by the Virginia Federation of Garden Clubs, the Garden Club of Virginia, and this year, Ikebana of Richmond. The exhibition is free and open to the public during

museum hours. Related special events requiring tickets include a Gala celebrating the re-installation of the Mellon collections, luncheons, a fashion show, floral design workshops, and exhibition tours.

- The speaker on Thursday, October 21st is Kiana Underwood, founder of *Tulipinia*, an internationally renowned floral design studio. Her color combinations and floral varieties are unique. She is the author of *Color Me Floral*, which showcases her secrets to designing show-stopping monochromatic arrangements for each season. Find Kiana on Instagram: @tulipinadesign.
- On Friday October 22nd Susan McLeary, of *Passion Flower Sue*, will be the guest speaker. She creates imaginative arrangements with exciting dimensions and an artist's awareness of color and texture. She is the author of *The Art of Wearable Flowers*, which provides how-to instructions for a stunning collection of flower and plant-based designs. Find Susan on Instagram @passionflowersue.

Tickets for special events went on sale May 1st... advance purchase is recommended. For tickets and a complete schedule, visit www.VMFA.museum/FAF


VFGC CALENDAR OF EVENTS

SAVE THE DATE: May 1-3, 2022



2022 VFGC Convention Richmond Short Pump

September 13.....VFGC Flower Show
September 13.....VFGC Board Meeting
September 13-16..... Flower Show School, Course I
Sept 15..... Grants to Beautify & Restore Deadline
Sept 15 Youth Project Grants Deadline
Oct 2..... Southwest District Fall Meeting
Oct 11-12..... Landscape Design School, Course 3
Oct 14 Shenandoah District Fall Meeting
Oct 18 Piedmont District Fall Meeting
Oct 20-24.....VMFA Fine Arts and Flowers
Oct 21..... South Central District Fall Meeting
Oct 27..... Blue Ridge District Fall Meeting
Oct 28 Tidewater District Fall Meeting
Nov 1 ODG Winter Deadline
Dec 1..... Deadline: Award Applications to District Chairs




**NGC President
Mary Warshauer's Theme:**

"Plant America, Play Outdoors"

A new "Play Outdoors" workbook is available on the NGC website. Download it and share it with every child you know!

<https://gardenclub.org/sites/default/files/2021-05/play-outside-booklet.pdf>



Calling All Photographers!

Gail Goodrich Harwood, ODG Editor

Thanks to all members who have submitted their beautiful photographs, not only for this issue but for future issues. This is a great way to “travel” around the Commonwealth.

To submit your photographs:

- Select *seasonal photographs to complement the ODG seasonal publication schedule*. Select either long shots or close-up photos
- Send 300 dpi jpegs – if submitting a phone photo, and your email gives you a size choice, select “Actual” or “Large” size
- Photographs for the cover must be ‘portrait’ orientation – inside gallery photos may be either portrait or landscape orientation
- If your photograph is not of your own garden or plant(s), please gain permission to print in the *ODG*
- Send to your district editor by the deadline– include your name and club name; add a caption and location of the photograph
- Submission will be considered permission to print.



Thank You Dogwood Society Donors!

Kathy Ward, VFGC 2nd Vice President

The Dogwood Society was established in 2012 to recognize clubs, individuals and districts that donate to all four of the

Virginia funds in a club year. These funds include Blue Star Memorial, Youth Project Grants, Grants to Beautify and Restore and the Scholarship Fund (giving a VFGC Life Membership/Book of Honor counts as a donation to the Scholarship Fund). Gifts such as these make it possible for us to continue supporting our clubs and communities, as they educate and beautify our state.

The VFGC is most grateful for the following groups who donated to the Dogwood Society during 2020-2021 club year: *Abingdon Garden Club, Rock Springs Garden Club, Seasons IV Garden Club, Stonehenge Garden Club, Westchester Garden Club and the South Central District*. Thank you!

The Dogwood Society application may be found on the VFGC Website at www.viriniagardenclubs.org on the Forms & Info page, under National Garden Clubs (NGC) Life Membership. However, the address has changed; please send to Claudia Cosby, 3015 Mount Hill Drive, Midlothian, VA 23113-3923.

VFGC Grants Help Restore Communities

Judy Ann Fray, Chair – Grants to Beautify and Restore

Last year, two Garden Clubs received VFGC “Beautify and Restore” Grants for collaborative work with other civic organizations, bringing beauty to neglected or overgrown areas of their respective communities. The *South Boston Garden Club* story appears on pp 16-17.

The *Buckingham Dillwyn Garden Club* in Piedmont District also received an award to assist with planting and mulching of four civic sign structures. These signs welcome visitors and promote civic organizations at major entry points into the county. We've all seen the signs: they promote civic organizations, and after several years, they need a "garden club miracle" to bring them to 'life' again.

The BD Garden club purchased identical plants with mulch for the four sites, considering deer resistance, low maintenance, full sun, and bird and



pollinator attraction. Congratulations to Buckingham Dillwyn Garden Club for helping the Chamber of Commerce to freshen and replace the sign structures and add new plants for the enjoyment of those passing through Central Virginia's Buckingham County!

VFGC Back at the State Fair of Virginia Sept 27 3-7pm & Sept 28 10a-2p

Judy Durant is once again coordinating our booth and activities at the State Fair. Stop by – or if you would like to help “man” the booth and greet visitors for a couple of hours, contact Judy at jgdurant@verizon.net



A State Fair visitor proudly displays the design he made at our booth in 2019

FYI: Information for Club Presidents and Treasurers

Claudia Cosby, VFGC Treasurer and ODG Circulation Manager

Tips for updating member information to ensure accurate records and on-time delivery of *ODG* to all our members:

When submitting new member addresses and/or change of address for current members, please do so carefully. I have noticed quite a few transpositions and/or missing digits. Also, when submitting addresses use the physical address where a member receives their mail, either a post office box or a mailbox at their home. If the member lives in a multi-family dwelling such as a senior community, please include an apartment or unit number. Please write legibly, with blue or black ink; the only time you need to use red pencil or ink is to line through deleted members. You may also submit a change of address to me by email.

When a member passes away, please let me know by email so that I can add them to the list I submit to the ODG Editor. Their names will be listed in the *In Memoriam* section of ODG in an upcoming issue. If you are submitting VFGC dues, you may note the deceased member on the roster.

Please include the last four digits of zip codes.

Each zip has nine digits; the first five tell the sorting machine which locality the mail is going to, the last four digits pinpoint the location in a neighborhood. Those nine digits help our mail move faster. If you cannot find those four digits or don't have the zip code at all, you can look it up on the Post Office website, www.USPS.com. Click on *Quick Tools*, then Look up a Zip Code. Type in the address, city, and state, hit FIND, and voila, you have the full zip code. It will also identify invalid addresses.

Send updates to Claudia Cosby: chcosby@verizon.net.
Your help with these updates is very much appreciated.

IN MEMORIAM

We honor those we have lost but have not forgotten. They live on in our hearts, and memories of them are blessings.

Blue Ridge District

Mary Bosserman.....Fincastle GC
June Goode.....GC of Bedford

Piedmont District

Joan Anderson.....Westmoreland GC
Ann Barnes.....Pamunkey River GC
Ann G. Cook.....Ginter Park GC
Kay Fellenbaum.....Canterbury GC
Donna Frank.....Wyndham GC
Cindy Furgal.....Crestwood Farms GC
Nancy Glazener.....Midlothian GC
Doris Glisson.....Canterbury GC
Margaret Gravett.....Crown Grant GC
Margaret Gregg.....Midlothian GC
Patricia Heindl.....Ginter Park GC
Deirdre Knight.....Salisbury GC
Natalie McNeil.....Crestwood Farms GC
Judith Marks.....Appomattox GC
Charlotte MeltonBegonia GC
Luvenia Rogers.....Fluvanna GC
Georga Shaw.....Rock Spring GC
Linda Stokes.....Appomattox GC
Betty Taylor.....Rock Spring GC
Katherine White.....Begonia GC
Theresa Winecki.....Stonehenge GC

Shenandoah District

Lois Snead..... Rappahannock County GC

South Central District

Mary Virginia Knight..... Big Island GC

Helen Massie.....Village GC

Harriette Overstreet.....Twin Rivers GC

Ann Wright.....Big Island GC

Kathryn (Nappy) Wyatt.....Wayside GC

Southwest District

Anne Sturgill.....Town and Country Wise GC

Tidewater District

Rosalie Daley.....Ye Accawmacke GC

Mary Sue Floyd.....Green Meadow Point GC

Robin Hickman.....Ye Accawmacke GC

Mary G. Kirsch.....Green Pine GC

Anne Mason.....Ye Accawmacke GC

Evelyn Nock.....Ye Accawmacke GC

Leon Thomas.....Green Pine GC

Judy Thompson.....Green Pine GC

Our members are like flowers.

Their varieties are endless,

Their beauty stupendous.

And each and every one

We call by name

And remember as friend.

-Pam Mann, Piedmont District Chaplain

Clubs Complete Landscaping for Habitat for Humanity Homes in Ashland

Submitted by Jean Fender, Hilliard Park GC, Richmond Council (P)

Four garden clubs recently joined together to provide landscaping for Habitat for Humanity homes in Hanover Cove, a new cul de sac in Ashland.

Hilliard Park Garden Club, Clay Springs Garden Club, West Hanover Garden Club, and Town and Country Garden Club each planned and installed landscaping at separate houses. Hilliard Park and Town and Country worked together to plan and landscape the other two houses. The six properties were uniquely landscaped, delighting the homeowners.



Each club provided journals to the new homeowners listing the various plants installed and their habits and care. Thanks to club members and others for their donations of plants as well as a Big Thank You to Richmond Council of Garden Clubs for reimbursing each club for the cost of shrubs, mulch, and other supplies.

Ye Accawmacke Garden Club Honors Agnes Hancock on Her !00th Birthday

Submitted by Ann Bull, publicity chair, Ye Accawmacke GC (T)

Agnes Hancock Joined YAGC in 1962 and may be the longest tenured member in our history. Agnes celebrated her 100th Birthday at this year's first in-person club meeting on June 16. She was honored with a Flower Cake, Birthday Crown, and cards from our members. Agnes credits her longevity to reading many articles about good health, walking, and still doing most of her own shopping!!!



Kilmarnock Garden Club Creates "Cuppa Care" Bouquets for Rappahannock General Hospital

Submitted by Jo Manson, Kilmarnock GC (P)

On May 18, the Kilmarnock Garden Club (KGC) met at Historic Christ Church to execute their "Cuppa Care" project. Flowers provided by Cathie's Gardens of Irvington were used to create coffee cup mini bouquets for Bon Secours Rappahannock General Hospital patients.



L to R: Priscilla Fink, Rosemary Francis, Ginger Lester, Marge Gibson, Anita Hart, Marie Jennings, Nell Brothers, Bettye Goode, Genny Chase, Val Verborg, Jane Austin, Olga Speck, Marion Yonce, Karen King, Evelyn Runyon, and Gayle Walters.

Chesapeake Bay Garden Club Stages NGC Standard Flower Show, "A Year Like No Other"

Submitted by Karen Luzuriaga, CBGC (P)

Free and open to the public, CBGC's May 15 Flower Show was enjoyed by many visitors. Top awards went to: *Debbie Gwaltney*, Horticulture, for her collection of herbs; *Darleen Nelson*, Design (*pictured*) for her multi-rhythmic design; *Karen Luzuriaga*, Education, for her exhibit on terrariums; *Darleen Nelson*, Botanical Arts, for her "Pet-et-Fleur" entry.



Darleen Nelson was the show general chairman, *Rebecca Nelson* was schedule chair, and *Carol Cole*, *Debbie Boze*, and *Victoria Boze* were staging and properties chairs. Club members were involved in a myriad of ways to create this successful CBGC event so appreciated by the community.

"Rappahannock in Bloom" Youth Project

Submitted by Fawn Evenson, Rappahannock County GC (S)

When the Rappahannock County Garden Club started the "Rappahannock in Bloom" project in 2019 to plant hundreds of blooming dogwoods, cherry, and redbud trees in Washington and Sperryville, we knew we had to engage the local schools. The school superintendent gave us her enthusiastic support and The STEAM Coordinator (Science, Technology, Engineering, Art, and Math) worked with classes at all levels to discuss the concept and put pen to paper for all grades.

Our Club is very pleased to recognize the great art of students from Kindergarten through Grade 5, as they show us how they interpret the very important concept:



"Why do we need trees?" Each poster depicts the child's image of a tree and its contributions to our health and well-being and environment. Some posters are personal, and some are abstract; but all reflect that the children understand what trees mean to all of us on the planet and the importance of caring for and nurturing trees.

Adults pictured, from left: Lis Heras from Friends of the Rappahannock, Kathi Dutilh, president of the Rappahannock County Garden Club (RCGC), Ann Stenner, School coordinator for RCGC Special Projects Committee, Bethany Bostic, STEAM coordinator for the elementary school and Fawn Evenson, chair of the Special Projects Committee at RCGC
Photo: Fawn Evenson

Appomattox Garden Club "Dresses" Westover Plantation for Virginia Historic Garden Week

Submitted by Pat Thore Auton, Appomattox Garden Club (P)

Westover Plantation in Charles City County received a fresh look for *Virginia Historic Garden Week* this spring. *Pat Thore Auton* recreated a dress entitled, "Evelyn" - based on a painting at the plantation. This floral centerpiece was featured in the room with the famous painting of Evelyn hanging over the mantle. The design was complete with Evelyn's pet bird on her shoulder. The original painting hangs in the DeWitt Wallace Decorative Arts Museum in Williamsburg.



The second floral creation created a black swan with plant material. *Jodi Carden*, also with the Appomattox Garden Club, created this captivating design. The creation was patterned to represent William Byrd or "Colonel Byrd" who is referred to as "The Black Swan of Westover".

Both designs were received very well at Weston during *Virginia Historic Garden Week*.

Mosquitoes, Flies and Bats are Pollinators, too!

Submitted by Adele Lundquist, Lynnhaven Heritage Garden Club (T)

The Lynnhaven Heritage Garden Club's craft table is a popular attraction for children at the King's Grant Farmer's Market during the summer months. *Bonnie Satterthwaite*, Chair of Children's Activities, decided to choose "bees as pollinators" for the club's project in July 2021. This was particularly relevant since Virginia Beach had recently been named a "Bee City USA" and the local garden clubs had partnered with the city to dedicate a pollinator garden at Red Wing Park.

Bonnie had chosen three crafts for the children: (1) a mask to color in the shape of a bee, (2) a flowerpot to decorate with chalk and bee stickers, and (3) a vinca to plant in the pot.

As the children were working on their activities, they were asked if they knew what pollinators do. "They pollinate", they answered with a giggle. Then one little eight-year-old girl chimed in "mosquitoes, flies and bats are pollinators too".

The children were sent home with a reminder to water their plant and a brochure for their parents entitled "You, Me & The Bees", published by the City of Virginia Beach. I went home and fact-checked whether mosquitoes, flies and bats are pollinators, too.



Pictured from left to right with two of the children are Cheryll Klobuchar, Bonnie Satterthwaite and Cheryl Savage

Member of Town and Country Garden Club of Wise Honored for Civic Leadership

Submitted by Sandy Yun, Town and Country GC of Wise (SW)



Delores Smith, member of Town and Country Garden Club of Wise, received the club award for Outstanding Leadership in Civic Involvement for leading an initiative to install

a rose garden in the front of the Wise County Court

House. Many comments have been made about the beauty of the garden and the joy that it brings to passers-by. TCGC members are also proud that Delores, who serves as Wise County Treasurer, has been



honored with a prestigious award from the Treasurers' Association of Virginia. The Jefferson Award recognizes an individual who displays Jeffersonian qualities of leadership, statesmanship, citizenship, and devotion to the pursuit of excellence. *Pictured are Delores, left, with Henrietta Dotson, club president.*

Maintaining Keysville Community Sites

Submitted by Velda Agee, Keysville GC (SC)

In early May, members of the Keysville Garden Club met to update the flower containers located at the Library, Town Office, and the Blue Star Memorial in Memorial Park. Maintaining these containers and filling them with seasonal flowers and greens is an ongoing project of the club. This



spring, new containers were purchased, prepared, and planted with seasonal annuals. We thank Austin Agee for doing the heavy work of preparation.

Pictured at the Blue Star Memorial: Carol Alderman, Carol Sempowski, Velda Agee, Jean Bigger and Deanna Schwartz

Nelson County Garden Club Stayed Active Over the Last Year

Submitted by Elizabeth Upshur, Nelson County GC (S)

Nelson County GC decided *not* to “go dormant” during the pandemic. We got creative with our annual greenery sale in December 2020: instead of holding our traditional greens workshop, supplies were delivered, and arrangements were picked up from individual members’ homes. Club members were amazed and delighted that we made more money from the 2020 Holiday Sale than we ever made before!

The Memorial Garden Committee was hard at work in April cleaning up the garden that the club maintains next to the Nelson Memorial Library in Lovingston. In May, we enjoyed an outdoor picnic social event at which we conducted business, endorsed a new officer slate and welcomed two new members: *Mary Hopkins* and *the Rev. Donna Steckline*.

At our June gathering, we installed new officers and continued our long tradition of judging hats decorated with flowers, leaves, lichen, moss and other plant material.

Winners of the hat competition were *Jeanne Lawson* (Traditional Hat), *Frances Van Lear*

(Most Whimsical Hat), and *Susan Swink* (Most Outrageous) - shown in the photo.



This fall, we will be busy planning our December 2 greenery workshop, December 3 holiday luncheon, and December 4 Greenery Sale at the community center.

Glen Burnie Garden Club Busy with Projects

Submitted by Carolyn Frye, VP Glen Burnie GC (S)

GBGC members have been busy this year with garden enhancement and youth projects.



Early in the spring, *Janet Bordwine (pictured)* led the project to expand the Butterfly Garden behind historic Abrams Delight. Members not only cleaned and expanded the bed, but they also donated plants to increase appeal to the Monarch Butterfly, adding Butterfly Weed and varieties

of Milkweed and Joe Pye Weed. Janet also led the clean-up and mulching of beds outside the Winchester main post office. *Tricia Boyd, Lucinda Cullers and Deidra Dain* worked together on that.

Our annual Marigold Project, working with elementary school children in Winchester, was cancelled again this year because of safety restrictions. Not to be discouraged, members *Marsha Barley and Carolyn Frye* worked with teachers at Quarles Elementary School to help children plant a small garden bed outside the school's main entrance. We were able to get SOL worksheets on plants for the children to work with in class. Each of the children also got a packet of seeds to take home and plant. We are grateful for the VFGC Youth Projects Grant that funded this project.

Red Hill GC Honoring the Past, Working for the Future

Submitted by Marilyn Shorter, President, Red Hill GC (SC)

With great anticipation and excitement, Red Hill Garden Club met in May for the first time since the pandemic. How wonderful it was to see everyone again! For 2021-22, Program Chair *Gwen Hamlet* has chosen a historical theme. Our first meeting was held at historic Babcock House, Appomattox. It is believed that the original home was built in 1884 by Samuel Patterson Coleman, Jr. In 1908 the home was sold at public auction for \$1,815.00 to H. C. Babcock. – a beautiful home to visit and enjoy.

In June, we took a field trip to historic Prestwoud in Clarksville, Va. Built in 1794-95 by Sir Peyton Skipwith, Baronet and Lady Jean Skipwith, Prestwoud was the seat of one of the principal Cavalier families of Virginia. We had a private tour set up for us by member *Marjorie Pugh* whose cousin has traveled the world collecting artifacts for Prestwoud.

Red Hill GC is "full speed ahead" - we have programs and field trips planned, gardens to be worked, plants to be planted, conservation and forestry projects to be completed, and several new members to welcome. It's wonderful to be together again.

Green Spring GC to Host December Home Tour

Submitted by Cynthia Underwood, Green Spring GC, Inc. (T)



GREEN SPRING GARDEN CLUB, INC.
61ST ANNUAL CHRISTMAS HOMES TOUR
DECEMBER 4th, 2021

www.greenspringgardenclub.org

CELEBRATING AUTUMN

Every leaf speaks bliss to me, Fluttering from the autumn tree.

- Emily Bronte



By Linda Slaughter - Sugar Loaf GC (BR)- Bittersweet, Roanoke



By Teresa Guthrie, Red Hill
GC (SC) – Nathalie, VA

By Joan Abernathy – Violet
Bank GC (P) Lake Chesdin
Chesterfield County





JASON BOND, Arborist and Bartlett Champion



I love the view from my office.

Jason Bond is a Bartlett Tree Experts champion. He, like all on his team, is the best in the business. An expert who champions the trees, landscapes and property investments of the customers in his care. He leaves no detail unexplored and no question unanswered.



**BARTLETT
TREE EXPERTS**

SCIENTIFIC TREE CARE SINCE 1907

EVERY TREE NEEDS A CHAMPION.

Contact us today 877-BARTLETT
bartlett.com

ODG Editor

Gail Goodrich Harwood

gailev@aol.com

ODG Proofreader

Adele Lundquist, et al.

Send Address Changes to:

Claudia Cosby

chcosby@verizon.net

ODG Deadlines

Fall	August 1
Winter	November 1
Spring	February 1
Summer	May 1

Submit ODG articles and 300 dpi jpeg images (Non-pdf Word files with jpeg images in separate files – not embedded) to our **District Editors:**

Blue Ridge • Shirley Edillon
4858 Glenbrook Drive, SW
Roanoke, VA 24018-2800
540-989-3137 •
shirle4858@gmail.com

Piedmont • Gail Goodrich Harwood
804-317-8091
Footprints@piedmontdistrictvfgc.org
Subject line "For ODG"

Shenandoah • Val Story
140 Culpeper Street
Warrenton, VA 20186-3220
540-272-0975 •
valstory@aol.com

South Central • Valerie Virkler
1955 Statesville Road
Chatham, VA 24531-3117
434-432-8757 •
val@rgbartlett.com

Southwest • Renee Johnson
817 Main Street
Tazewell, VA 24651-5403
276-988-9759 • rjldjed@twc.com

Tidewater • Adele Lundquist
3349 Prince Edward Court
Virginia Beach, VA 23452-5757
757-717-1953 • lundquac@cox.net

Subscription Rates

Members \$1.75
(Included in dues)
Non-Members \$3.50
Published Quarterly:
Spring, Summer, Fall, Winter

VFGC Mission Statement

Virginia Federation of Garden Clubs, Inc., provides youth and adult education resources and opportunities for its members to promote the love of gardening, floral design, civic, and environmental responsibility.



Virginia Federation of Garden Clubs, Inc.
Lewis Ginter Botanical Garden
1800 Lakeside Avenue
Richmond, VA 23228-4700

Non-Profit Org.

U.S. Postage Paid

Permit No. 20

N. Tazewell, VA



"Pumpkin and Greens"

Fall Workshop 2020

Design & Photograph

by Brenda McManaway,

Boones Mill GC (BR)